

# SIS 1350

Bin  
up to 613 kg

Item #:
Project:
Quantity:



## FEATURES

- Stainless steel exterior for both storage and frame.
- Pre-cut top panel to accommodate multiple Scotsman icemakers.
- Ice falls from ice machine into storage compartment made of by Polyethylene, sanitary and easy to clean. The shuttle cart is filled through a sliding guillotine, easy to open.
- To accelerate flow during ice extraction, ice paddle (and hanging bracket) are available standard.
- Storage compartment bin door is spring loaded for safe usage and tight seal. Made in durable rotocast plastic, is light yet durable, withstanding typical rough handling of busy working environments.
- Bin doorframe is sturdy and ergonomic, accommodating the hinge mechanism; sliding polyethylene inspection windows are handy for visual control and initial paddle operation.
- Frame shipped as kit: castered cart is loaded within the ice storage compartment, for reduced freight and storage costs.
- Heavy-duty frame, hosts base with built-in drain for bin and cart. Drain connection is reversible.

## UNIT DATA

Size (W x D x H) 1753 x 1267 x 1803 mm

Net weight 347 kg

## SHIPPING DATA

Carton (W x D x H) 1130 x 1330 x 1940 mm

Weight 390 kg

Bin	Compatibility	Ice Machine
SIS 1350	●	MXG 428-437-438-638-938
	●	MFN 86-88
	●	MF 66-68-69-86-88
	●	MAR 56-76-106-126-206-306
	●	MAR 78-108-128-208-308

## LEGEND:

- ✓ : Perfect combination between ice maker and bin
- : Ice chute cut-out performed upon installation
- CBTxxxxxxxx : need additional bin top

Certifications:



Accessories:

- Additional ice Polyethylene Shuttle cart: rounded corners, manual water drainage system, wheel and handlebar for ease steering. Cart capacity: kg 73.
- Set of 6 Ice carrying totes per each cart.
- Plastic Shovel.

## IMPORTANT NOTICE:

Models and specifications are subject to change without notice. This spec sheet is meant for commercial purpose only. For technical documentation please refer to our service manuals.

Download our free **App Scotsman Ice**  
 Apple store  
 Google play  
 Windows store



[www.scotsman-ice.it](http://www.scotsman-ice.it)  
[www.scotsman-ice.com](http://www.scotsman-ice.com)

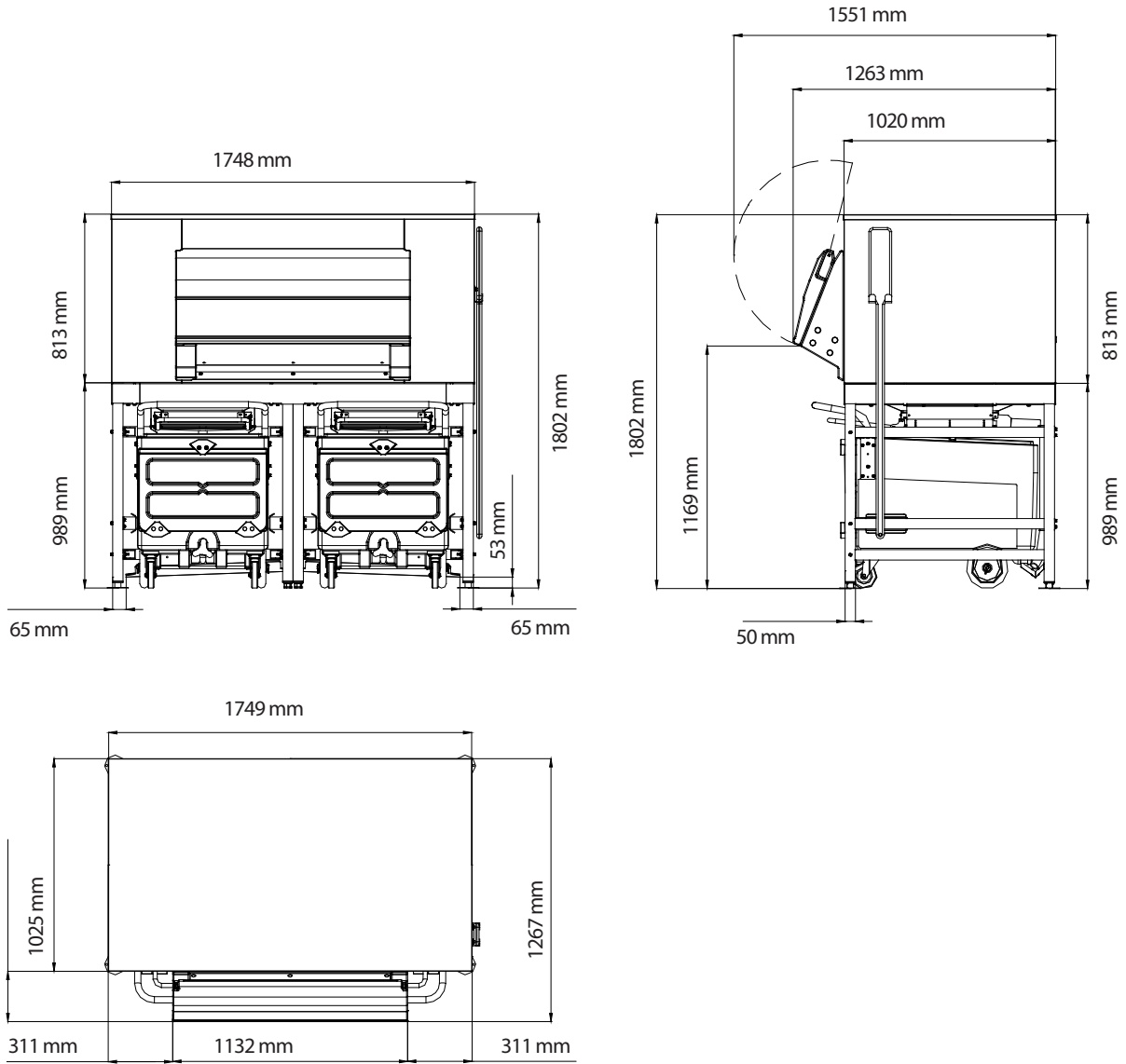
Bin up to 613 kg

# SIS 1350

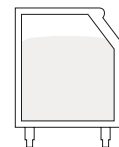
Bin  
up to 613 kg

Item #:
Project:
Quantity:

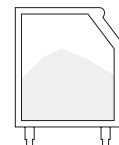
Bin up to 613 kg



Ice capacity (application)*	Ice capacity (AHRI)**	Internal volume
kg	kg	m <sup>3</sup>
613	481	1.249



(\* Application capacity is calculated on 90% of total volume x 545 kg/m<sup>3</sup>



(\*\*) AHRI capacity is calculated on 80% of total volume x 481 kg/m<sup>3</sup>