

Other models in this range:
 EC 46 - EC 86 - EC 106
 EC 126 - EC 176 - EC 206
 EC 226

Self Contained Ice Machine up to 32,5 kg



Features

- Produces individual Gourmet crystal clear supercubes.
- Up to 32,5 kg (71 lb) daily ice cubes production.
- Up to 12,5 kg (27 lb) ice storage capacity.
- Resistant stainless steel exterior.
- Simple and reliable electromechanic controls.
- Front panel in & out airflow (air cooled model only) for built-in installation.
- Front access condenser air filter, removable and washable (air cooled model only).
- Easily accessible front ON-OFF switch.
- Routine Maintenance visible alarm light on front panel.
- Ergonomically designed ice storage access, with disappearing door.
- Door-closing movement dampening system.
- Vapor-based microbial control system pouch in ice storage area.
- Water system protected by patented anti-scale system.
- **PWD System** for remote water drain (easy-fit installation).
- AgION antimicrobial agent embedded in moulded plastics parts.
- CFC-free R134a refrigerant.
- 3 years manufacturer warranty.



Proximity condenser air filter



Patented anti-scale system



Front ON-OFF switch
Routine maintenance alarm



New spray system



Storage bin antibacterial puch & holder



Available as option KIT
under code
KITLEGSSOCKET

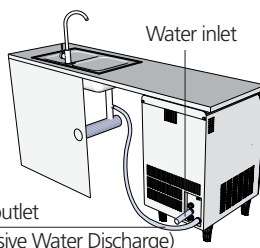
Technologies



Model	Refrigerant	24h					
		10°C: 10°C			21°C: 15°C		
		[kg]	[lb]	N°*	[kg]	[lb]	N°*
ECS 56 AS	+	25,0	55	3125	22,5	49	2810
ECM 56 AS	+	31,5	69	1575	29,0	64	1450
ECM 56 WS	+	32,5	71	1625	29,0	64	1450
ECL 56 AS	+	31,0	68	795	28,5	63	730

*Estimate number of medium size gourmet cubes.

WATER DISCHARGE
up to 15 mt away
and 1.7 mt high
with PWD



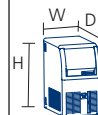
Water outlet
(Progressive Water Discharge)



[V/Hz/ph]
230/50/1



R134a



[WxDxH mm]
386 x 600 x 695
[WxDxH inches]
15 3/16" x 23 5/8" x 27 5/16"

Small Gourmet 8 g

Medium Gourmet 20 g

Large Gourmet 39 g



Ø 21 x H 25 mm



Ø 29 x H 34 mm



Ø 38 x H 41 mm

This product qualifies for the following listings:



3 Years Warranty

Subject to certain limitations and exclusions

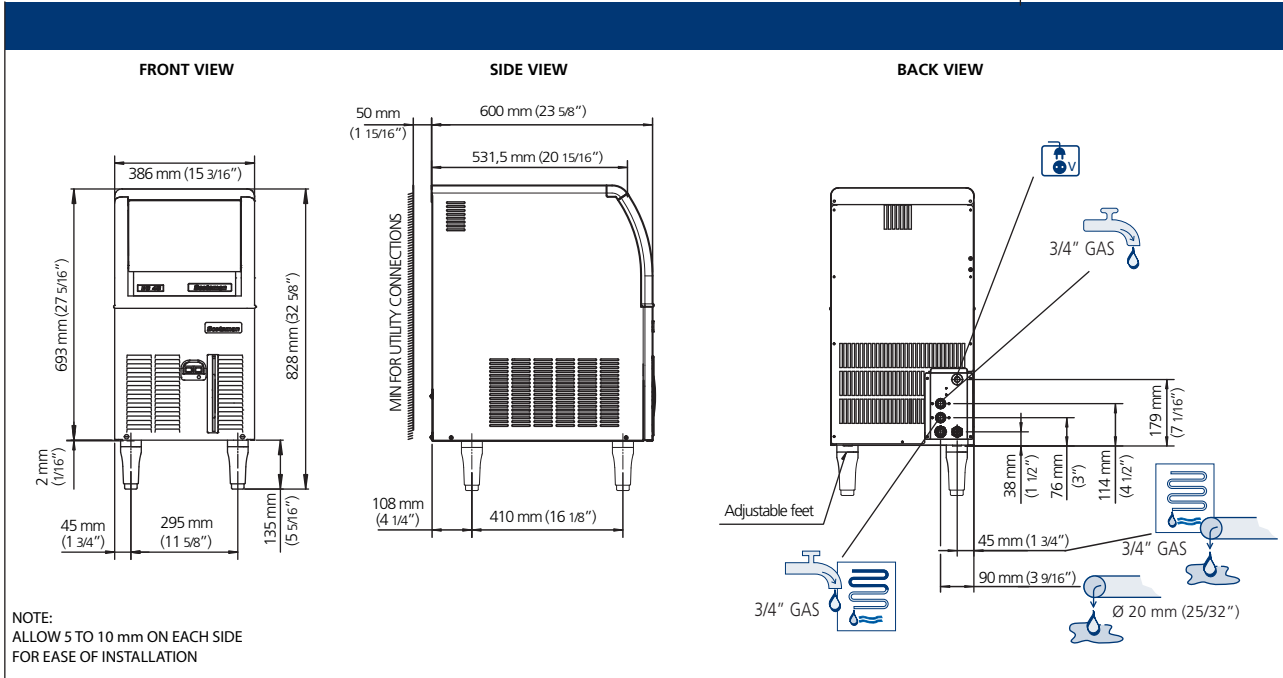
Certified ISO 9001:2008

www.scotsman-ice.it
www.scotsman-ice.com

Models and specifications are subject to change without notice.

Other models in this range:
 EC 46 - EC 86 - EC 106
 EC 126 - EC 176 - EC 206
 EC 226

Self Contained Ice Machine up to 32,5 kg



EC 56 AIR COOLED						EC 56 WATER COOLED					
°C \ °F	50° 10°	60° 15°	70° 21°	90° 32°	kg	°C \ °F	50° 10°	60° 15°	70° 21°	90° 32°	kg
10°	31.5	30	28.5	25.5	kg	10°	32.5	31	29.5	26.5	kg
50°	69	66	63	56	lb	50°	71	68	65	58	lb
21°	30.5	29	27.5	24.5	kg	21°	30.5	29	27.5	24.5	kg
70°	67	64	60	54	lb	70°	67	64	60	54	lb
32°	27	25.5	24	21	kg	32°	30	28.5	27	24	kg
90°	59	56	53	46	lb	90°	66	63	59	53	lb
38°	25.5	24	22.5	19.5	kg	38°	29	27.5	26	23	kg
100	56	53	49	43	lb	100	64	60	57	51	lb

Minimum: 10°C (50°F) | Maximum: 43°C (110°F)

5°C (41°F) | 38°C (100°F)

-10% | +10%

1 bar (14 psi) | 5 bar (70 psi)

Model	Cooling Type	Capacity [Btu/h]	Capacity [W]	Ice Output [kg]	Power [W]	FUSE	Energy [kWh - 100 kg]	Water [l/h]	Water [gal/h]	Weight [kg]	Weight [lb]	Height [kg]	Height [lb]
ECS 56 AS	Air Cooled	2730	800	33	400	10	33	3,1	0,82	38	84	45	99
ECM 56 AS	Air Cooled	2730	800	33	400	10	33	3,7	0,99	38	84	45	99
ECM 56 WS	Water Cooled	2730	800	26	400	10	26	20,2	5,34	38	84	45	99
ECL 56 AS	Air Cooled	2730	800	33	400	10	33	4,2	1,1	38	84	45	99

IMPORTANT NOTICE:
 Models and specifications are subject to change without notice.
 This spec sheet is meant for commercial purpose only.
 For technical documentation please refer to our service manuals.

www.scotsman-ice.it
www.scotsman-ice.com