


Other models in this range:
MC 16 SHORT - MC 46 SPLIT -
MC 1210

Gourmet Cube Ice Machine up to 300kg



Features

- Produces individual Gourmet crystal clear supercubes
- Up to 300 kg (661 lb) daily ice cubes production
- PS plastic top cover
- "Universal Standard 30" width fits on most popular ice storage bins
- Resistant stainless steel exterior
- Computer controlled with advanced diagnostics capabilities
- AgION antimicrobial agent embedded in moulded plastics parts
- CFC-free R-404A Refrigerant
- 2 years manufacturer warranty



Electronic



PS plastic cover



MC46 with SB 550
(sold separately)




MC46 with SB 948+Top
(sold separately)



MC46 with SB 1025+Top
(sold separately)



Double stack
(needs stacking kit
sold separately)



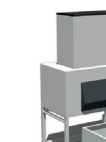
MC46 with UBH 1100
(sold separately)



MC46 with UBH 1600
(sold separately)



MC46 with SIS 700
(sold separately)



MC46 with SIS 1350
(sold separately)

This product qualifies for the following listings:



MC 46 Technologies



								 [WxDxH mm] 1079 x 539 x 874
		10°C : 10°C			21°C : 15°C			
		[kg]	[lb]	N°	[kg]	[lb]	N°	[WxDxH inches] 42 1/2" x 21 1/4" x 34 7/16"
MC S 46 AS		280	617	35000	270	595	33750	
MC S 46 WS		270	595	33750	260	573	32500	
MC M 46 AS		300	661	15000	280	617	14000	
MC M 46 WS		300	661	15000	290	639	14500	
MC L 46 AS		295	650	7560	285	628	7310	
MC L 46 WS		285	628	7310	275	606	7050	
MCXL 46 AS		210	463	3500	195	430	3250	
MCXL 46 WS		230	507	3830	220	485	3670	

*Estimated number of cubes

Small Gourmet 8 g	Medium Gourmet 20 g	Large Gourmet 39 g	Extra Large Gourmet 60 g
Ø 21 x H 25 mm	Ø 29 x H 34 mm	Ø 38 x H 41 mm	Ø 44 x H 46 mm

2 Years Warranty

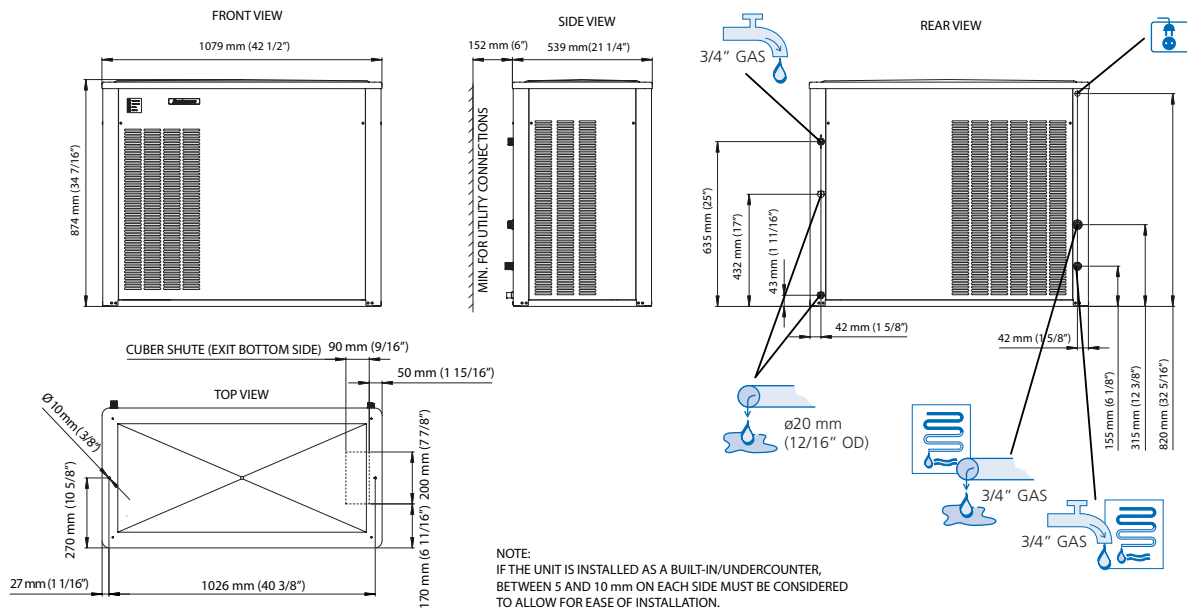
Subject to certain limitations and exclusions

Certified ISO 9001:2008

www.scotsman-ice.it
www.scotsman-ice.com

Models and specifications are subject to change without notice.

Gourmet Cube Ice Machine up to 300kg



MC 46 AIR COOLED

°C \ °F	°F				kg
	50°	60°	70°	90°	
10°	310	300	290	270	kg
50°	683	661	639	595	lb
21°	300	290	280	260	kg
70°	661	639	617	573	lb
32°	250	240	230	210	kg
90°	551	529	507	463	lb
38°	220	210	200	180	kg
100	485	463	441	397	lb

MC 46 WATER COOLED

°C \ °F	°F				kg
	50°	60°	70°	90°	
10°	300	290	280	260	kg
50°	661	639	617	573	lb
21°	290	280	270	250	kg
70°	639	617	595	551	lb
32°	280	270	260	240	kg
90°	617	595	573	529	lb
38°	270	260	250	230	kg
100	595	573	551	507	lb

Minimum	Maximum
10°C (50°F)	43°C (110°F)
5°C (41°F)	38°C (110°F)
-10%	+10%
1 bar 14 psi	5 bar 70 psi

	°C °F	[Btu/h] [W]	[Ø ² mm]	[W]	FUSE	[kWh] - 100 kg	[l/h] [gal/h]	[kg] [lb]	[kg] [lb]
MC S 46 AS	32°C 90°F	24900 7300	3x1.5 - 5x1.5	2400	20 A	n.a.	27.5 7.3	110 242	125 275
MC S 46 WS	21°C 70°F	24900 7300	3x1.5 - 5x1.5	2400	20 A	n.a.	221,2 58.4	105 231	120 264
MC M 46 AS	32°C 90°F	25250 7400	3x1.5 - 5x1.5	2300	20 A	23,7	26,6 7	110 242	125 275
MC M 46 WS	21°C 70°F	24900 7300	3x1.5 - 5x1.5	2400	20 A	n.a.	221,2 58.4	105 231	120 264
MC L 46 AS	32°C 90°F	24900 7300	3x1.5 - 5x1.5	2400	20 A	n.a.	27.5 7.3	110 242	125 275
MC L 46 WS	21°C 70°F	24900 7300	3x1.5 - 5x1.5	2400	20 A	n.a.	221,2 58.4	105 231	120 264
MCXL 46 AS	32°C 90°F	24900 7300	3x1.5 - 5x1.5	2200	20 A	n.a.	40.5 10.7	108 238	123 271
MCXL46 WS	21°C 70°F	24900 7300	3x1.5 - 5x1.5	2200	20 A	n.a.	221,2 58.4	103 227	118 260