




MAR 308 SPLIT

Modular Ice Machine up to 2000 kg

Item #:
Project:
Quantity:

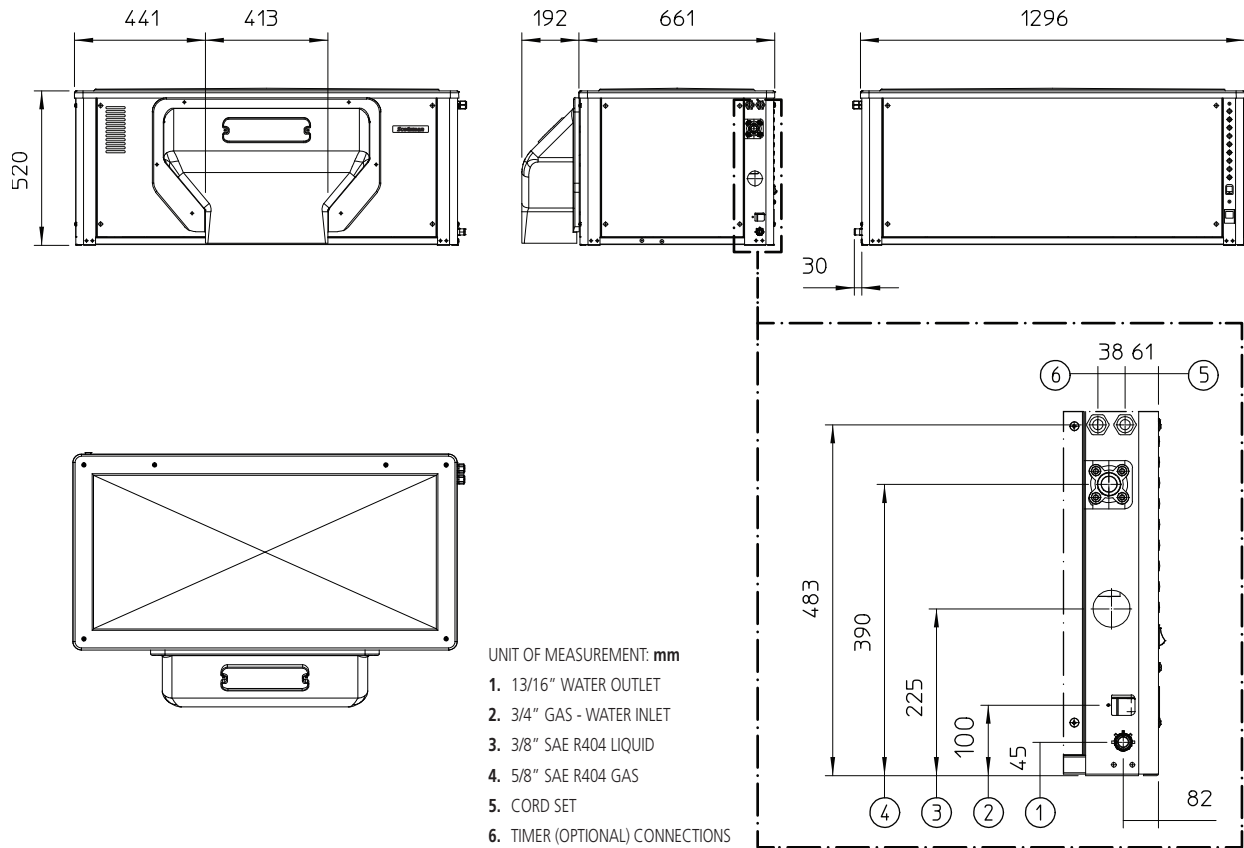
	<p>FEATURES</p> <ul style="list-style-type: none"> • Daily production up to 2450 kg in 24 h (ø 1 mm. ice thickness). • Scale ice machine, in “split system” version; evaporator only. • Storage bin not supplied, to be purchased separately. • To be connected to condensing unit or central cooling system (low temperature). • AISI304 stainless steel evaporator and ice scraper blade. • Redesigned evaporator compartment end-walls. • Electromechanical control panel. 																	
 <p>MAR 308 SPLIT Scale ice Residual water content 2% Thickness 1 o 2 mm</p>	<p>CONDENSING SYSTEM</p> <p>Air cooled</p>	<p>RECOMMENDED BINS</p> <table border="1"> <thead> <tr> <th>Head</th> <th>Bins</th> <th>kg</th> </tr> </thead> <tbody> <tr> <td>MAR 308 SPLIT</td> <td>● UBH1600</td> <td>812</td> </tr> <tr> <td></td> <td>● UBH2250</td> <td>1068</td> </tr> <tr> <td></td> <td>● SIS1350</td> <td>613 + 73 + 73</td> </tr> </tbody> </table>		Head	Bins	kg	MAR 308 SPLIT	● UBH1600	812		● UBH2250	1068		● SIS1350	613 + 73 + 73			
Head	Bins	kg																
MAR 308 SPLIT	● UBH1600	812																
	● UBH2250	1068																
	● SIS1350	613 + 73 + 73																
<p>REFRIGERANT GAS</p> <p>R404A</p>	<p>LEGENDA:</p> <p>✓ : Perfect combination between ice maker and bin ● : Ice chute cut-out performed upon installation CBTxxxxxxxx : need additional bin top</p>																	
<p>VOLTAGE V/Hz/ph</p> <p>230/60/1 230/60/3 400/50/3N</p>																		
<p>Certifications:</p> 	<p>OPERATING REQUIREMENTS</p> <table border="1"> <thead> <tr> <th></th> <th>Minimum</th> <th>Maximum</th> </tr> </thead> <tbody> <tr> <td>Air temperature</td> <td>10°C</td> <td>43°C</td> </tr> <tr> <td>Water temperature</td> <td>5°C</td> <td>38°C</td> </tr> <tr> <td>Water pressure</td> <td>1 bar (14 psi)</td> <td>5 bar (70 psi)</td> </tr> <tr> <td>Electrical voltage</td> <td>-10%</td> <td>+10%</td> </tr> </tbody> </table>				Minimum	Maximum	Air temperature	10°C	43°C	Water temperature	5°C	38°C	Water pressure	1 bar (14 psi)	5 bar (70 psi)	Electrical voltage	-10%	+10%
	Minimum	Maximum																
Air temperature	10°C	43°C																
Water temperature	5°C	38°C																
Water pressure	1 bar (14 psi)	5 bar (70 psi)																
Electrical voltage	-10%	+10%																
<p>IMPORTANT NOTICE: Models and specifications are subject to change without notice. This spec sheet is meant for commercial purpose only. For technical documentation please refer to our service manuals.</p>	<p>Download our free App Scotsman Ice Apple store Google play Windows store</p> <p>DOWNLOAD ↓</p>	<p>www.scotsman-ice.it www.scotsman-ice.com</p>																

Modular Ice Machine up to 2000 kg

MAR 308 SPLIT

Modular Ice Machine up to 2000 kg

Item #:
Project:
Quantity:



Modular Ice Machine up to 2000 kg

UNIT DATA			Compressor		Circuit wires		Max. fuse size		
			Version	Voltage	Btu/h	W	No.	Ømm ²	A
Size (W x D x H)	1326 x 676 x 520 mm		MAR 308 AS	400/50/3N	44358	13000	5	2.5	10
Net weight	175 kg		MAR 308 AS	230/60/1	44358	13000	3	2.5	10
			MAR 308 AS	230/60/3	44358	13000	5	2.5	10
SHIPPING DATA									
Carton (W x D x H)	1410 x 790 x 680 mm								
Weight	199 kg								
			24 h ice production kg °C Amb. / °C Water			Energy consumption*		Water usage*	Instant power
Version	Condensation	Voltage	10°C/10°C	21°C/10°C	32°C/21°C	kWh/100 kg	kWh/24h	l/h	W
MAR 308 AS	Air	400/50/3N	2000	1950	1650	1.2	9.6	68.8	395
MAR 308 AS	Air	230/60/1	2000	1950	1650	1.2	9.6	68.8	395
MAR 308 AS	Air	230/60/3	2000	1950	1650	1.2	9.6	68.8	395

(*) Data refer to 32°C Amb. / 21°C Water temperature conditions